



All Applications Release Bulletin

April 2014

In this bulletin...

All Applications Enhancements	2
Academic Office Enhancements	4
Business Office Enhancements	6
Alumni/Development Enhancements	8

About Release 92_6

Release 92_6 focused primarily on back-end changes designed to promote stability and performance. In addition to stability initiatives, we have made several enhancements to the Advantage systems as are outlined in this bulletin. Major enhancements in 92_6 include a new status update tool in Alumni Development, enhancements to My Backpack user maintenance in the System Administration module, and several smaller enhancements throughout Advantage and My Backpack.

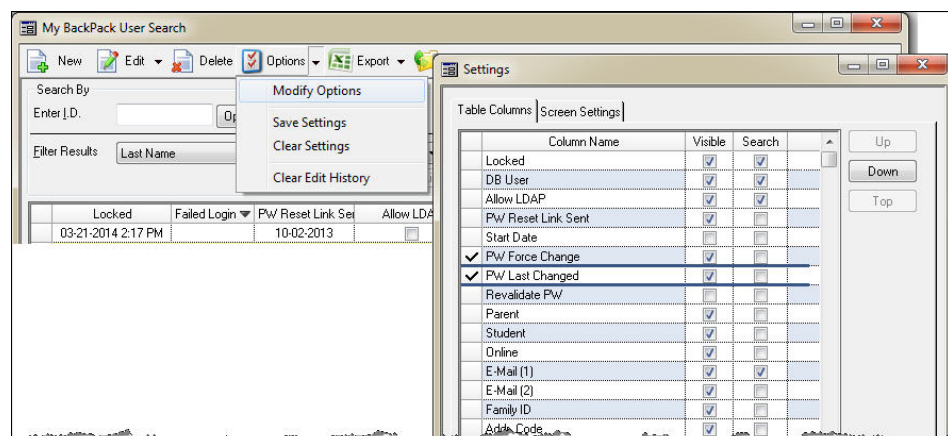
As always, please contact Support@senior-systems.com if you have any questions about these new and enhanced features.

All Applications Enhancements

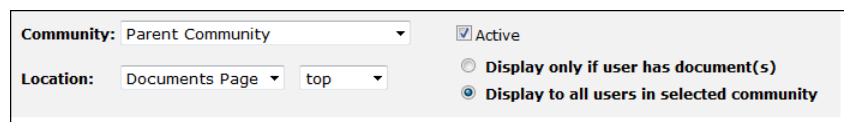
Support Contact Information - You will notice an additional local telephone number for SeniorSystems Support on the "About" screen. You can contact SeniorSystems at any time with either number.

Changes to the Web ID Creation Wizard Reports - The Web ID wizard provides reports for broadcast emails to be sent to parents upon new account creation or changes. One of these reports provides warnings if the system identifies any invalid email addresses in your target audience. This report appeared any time the Web ID wizard was used, regardless of whether the option to send email notifications was selected. Now, the system only validates email addresses if the option to send notifications is selected.

My Backpack User Maintenance - The My Backpack User Maintenance screen has been redesigned, and now offers advanced search, sort, and filter options. You will notice several new filter options, including account status data (locked, password reset date, whether or not the user has LDAP enabled). To change your filter or the grid, click 'Options' and make your selections.



My Documents Page Setup - A new option has been added to My Documents Page Setup in My Backpack. You can now specify whether to show the My Documents page to all users whether or not a user has a published document available to him or her. You can use this feature to make general information and links to public documents available to all users in the My Documents section, in addition to any user-specific documents.



iOS7 & Mobile - The Advantage mobile app, including the Parent, Student, and Faculty communities, was updated to be fully compatible with iOS7.

Safari 7 & Online Budget Management - Online Budget Management was updated to be fully compatible with Safari 7 for Mac users.

Academic Office Enhancements

Activities Field Increased - The Activity description field was increased to 50 characters from 30.

The screenshot displays the 'Student Maintenance - (Harry Jones)' application window. At the top, a navigation bar includes icons for home, list, and search, followed by a series of tabs: Name, Address, Info1, Info2, All Accts, Registrar, Schedule, Grades, History, GPA/Rank, Attendance, Program, Medical, Media, Custom, Comments, and Web ID. The 'Registrar' tab is currently selected.

Below the tabs is a table with columns: Year, Group, Type, and Duration. The table is mostly empty, with a few rows containing data. A modal dialog box titled 'Activities Maintenance' is open in the center of the screen. This dialog has a close button (X) in the top right corner. Inside the dialog, there are several fields: 'Academic Year' set to '2014' with a checked 'On Transcript' checkbox; 'Activity Group' set to 'Awards'; 'Activity Type' set to '234567890123456789'; and 'Activity Duration' set to '0123456789012345678901234567890123456789'. A 'Description' field contains the text '0123456789012345678901234567890123456789'. At the bottom of the dialog are 'OK' and 'Cancel' buttons.

Below the table, there are three tabs: 'Academic History', 'Activities', and 'Test Scores'. The 'Activities' tab is selected. At the bottom of the application window, there are buttons for 'Next Year', 'OK', 'Cancel', 'Print', and 'Delete'. A 'NUM' button is also visible in the bottom right corner.

Daily Infraction Report in Deans Office has been updated - The Daily Infraction report in Dean's Office now defaults to the current date upon opening the report. These dates can be changed at any time by the user.

Daily Attendance Count Report

File Edit

Report Options

☒ View Report

☐ Line between each item

☐ Line at report break

☐ Print Final Total

☐ Include Types

Date

Start Date 02-28-2014

End Date 02-28-2014

Show students with

Count/Point Count 0

Include Types

- ☒ Absent
- ☒ Ex Absence (Illness)
- ☒ Ex Absence (Non-Illness)
- ☒ Excused Tardy
- ☒ School Related Absence
- ☒ Skipping Proctored SH

Buttons: OK, Export, Cancel

Print Options

No. of Copies 1 Page Range 1 To 9999 Setup

NUM

Enrollment Contract Editor Version - The **Help > About** screen now has the Program Build listed in Enrollment Contract Editor.

AboutBoxDialog

Copyright © 2000-2013 Senior Systems, Inc.
All rights reserved.

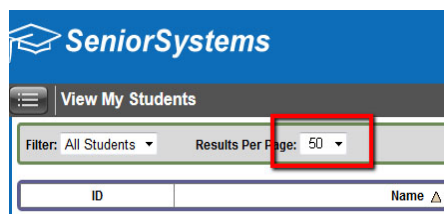
Program Build: 926


Advantage

Warning: This computer program is protected by copyright law. Unauthorized reproduction or distribution of this program, or any portion of it, may result in severe civil and criminal penalties, and will be prosecuted to the maximum extent possible under the law.

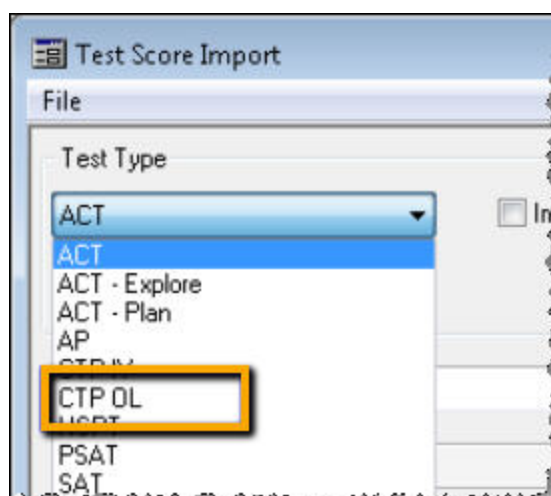
Close

Student Lists - Updated **View My Students** Results Per Page to display up to 50 results per page, with the option to choose other default values for this screen.



Admissions SSAT Import - The format for SSAT files schools receive from the testing company changed. The SSAT import mapping in Advantage was modified to accept the new file format.

CPT Online Test Score Import (ERB) - A new test score import format was added to Advantage Academic History. The new import accepts CPT Online test score files. After database update, you will notice new values for the "CPT OL" test in Code Maintenance. These score types are based on standards from ERB, so you will not need to make any manual changes. When importing these test scores, select CPT OL as your test score type.



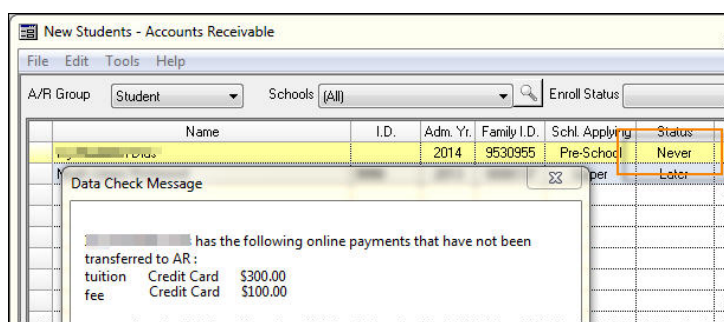
Business Office Enhancements

Account No. Field Encryption - The **Account No.** field in the EFT Maintenance screen in the Accounts Receivable application is now encrypted. The field is available in your application, as usual, but will appear encrypted for anyone attempting to view it from outside of the application.

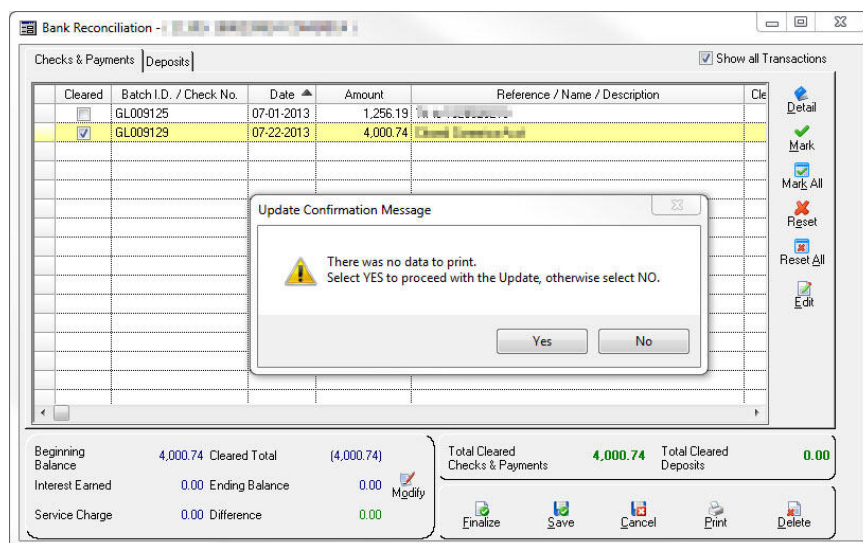
New Option for Account Widget -An option entitled **Projected Budget Amt** has been added to the Account Dashboard Widget. When this option is selected, the projected budget amount is represented on the chart displayed.

New error message displays when logging into Campus Store Point of Sale - An error message has been added to Campus Store to differentiate between a user attempting to log into Point of Sale who does not have a Workstation and a user who is trying to log into Point of Sale who has been set to Inactive.

Online Payments for 'Never' Transfer Status - A warning was added to the New Student Transfer process in Accounts Receivable. If a student's transfer status is set to 'Never' while the student has online payments that have not been transferred to AR, the system notifies you of the payment. You can continue with setting the student's transfer status to 'Never', but you will then need to create a Cash Receipts Batch manually for the student for the listed amounts.

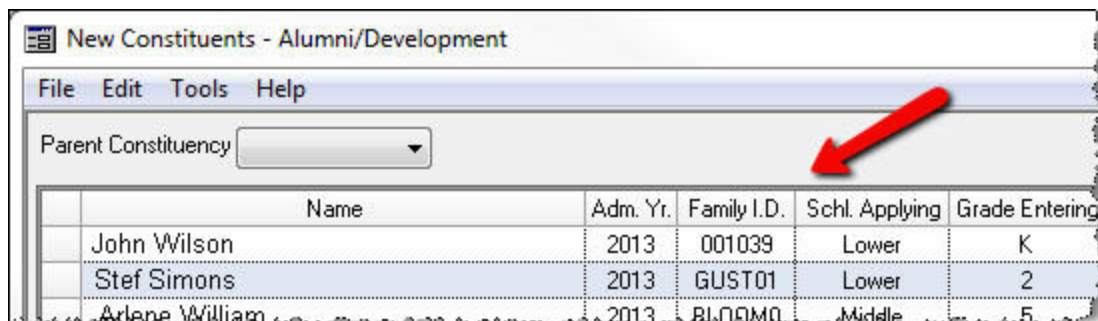


New Warning Message has been added when printing Bank Reconciliation - A new warning message displays in General Ledger when you attempt to print a Bank Reconciliation statement that has no interest or fee. This message is for informational purposes. Click '**Yes**' to proceed with the update.



Alumni/Development Enhancements

Family Transfer Enhancement - A **Family ID** column has been added to the New Families screen.



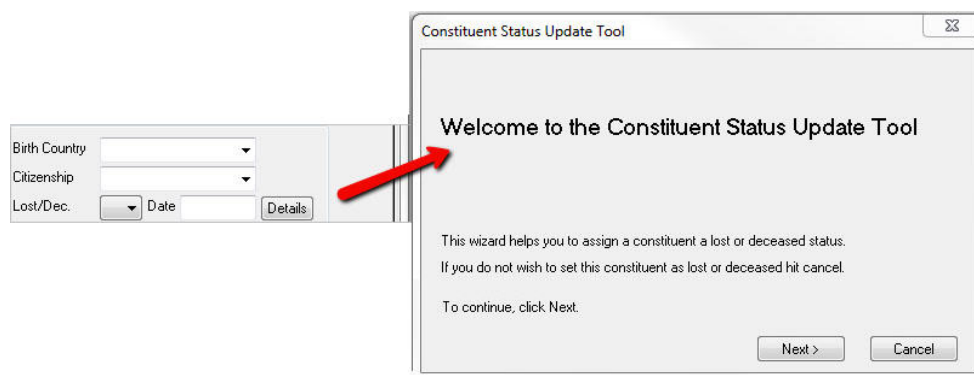
New Constituents - Alumni/Development

File Edit Tools Help

Parent Constituency

Name	Adm. Yr.	Family I.D.	Schl. Applying	Grade Entering
John Wilson	2013	001039	Lower	K
Stef Simons	2013	GUST01	Lower	2
Arlene Williams	2013	BLNQM0	Middle	5

Constituent Status Update Tool - A new **Constituent Status Update** feature has been added to assist users with marking a constituent as lost or deceased. The new tool opens when you click the status drop-down and select a value.



Click **Next** and then enter whether you want to make this Constituent inactive and if you want to clear all Send Mail flags for the Constituent. Then enter any other necessary information, click **Next**, review the information entered, and click **Finish**.

Note: Make sure to check your address salutations as well, after changing a constituent's status.