



**SeniorSystems**  
**Advantage**  
**All Applications Release Bulletin**

---

February 2015

In this bulletin....

<b>All Applications Enhancements .....</b>	<b>2</b>
<b>Advantage Mobile App .....</b>	<b>4</b>
<b>Academic Office Enhancements .....</b>	<b>5</b>
<b>Business Office Enhancements .....</b>	<b>7</b>
<b>Alumni/Development Enhancements .....</b>	<b>8</b>
<b>FormBuilder Enhancements .....</b>	<b>9</b>

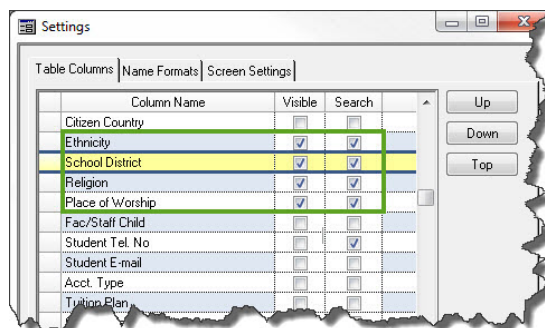
### About Release 92\_8

Release 92\_8 is a wide-ranging release that introduces several significant enhancements to certain areas of the system, particularly for the new FormBuilder product. You will also notice minor enhancements throughout all applications.

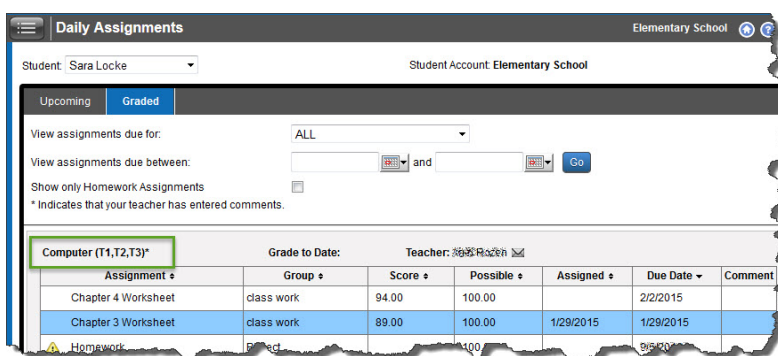
As always, please contact [Support@senior-systems.com](mailto:Support@senior-systems.com) if you have any questions about these new and enhanced features.

## All Applications Enhancements

**New Options for Student Grid - Ethnicity, School District, Religion, and Place of Worship** are now available as column and filter options on the student search grid in the Accounts Receivable, Registrar, and Admissions applications. Open the student search grid and click **OPTIONS** to access these new features.

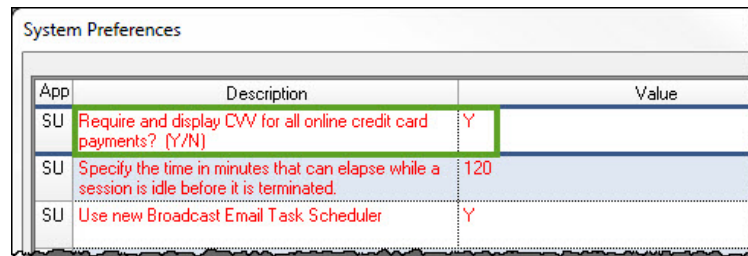


**Comment Indicator on Daily Assignments page** - An asterisk indicating the presence of student comments has been added to the **Daily Assignments** page. This feature helps My Back-Pack users see at a glance that a teacher has added a comment about a student.



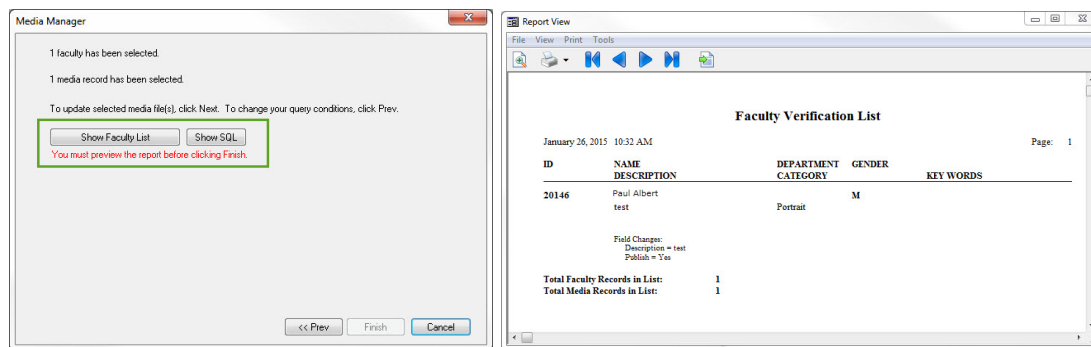
**CVV Option for Online Payments** - A new preference allows you to optionally capture CVV for online credit card payments. Capturing CVV numbers is not necessarily a requirement for online payments, but it can add an extra layer of protection against fraudulent use of credit cards. This new setting gives you the flexibility to decide for yourself whether or not you want to capture CVV numbers for credit card payments.

This new My BackPack preference is available in System Administration (under **My BackPack > Preferences**). It is only available to the schema owner. This setting applies to all types of online payments made through My BackPack. By default, the preference is not enabled. You do not have to make any changes if you simply want online payments to continue to work as-is, without requiring CVV.



App	Description	Value
SU	Require and display CVV for all online credit card payments? (Y/N)	Y
SU	Specify the time in minutes that can elapse while a session is idle before it is terminated.	120
SU	Use new Broadcast Email Task Scheduler	Y

**Report Review Added to Media Manager** - To help prevent accidental deletion or renaming of media files, a report preview step has been added to the Media Manager in the System Administration application.

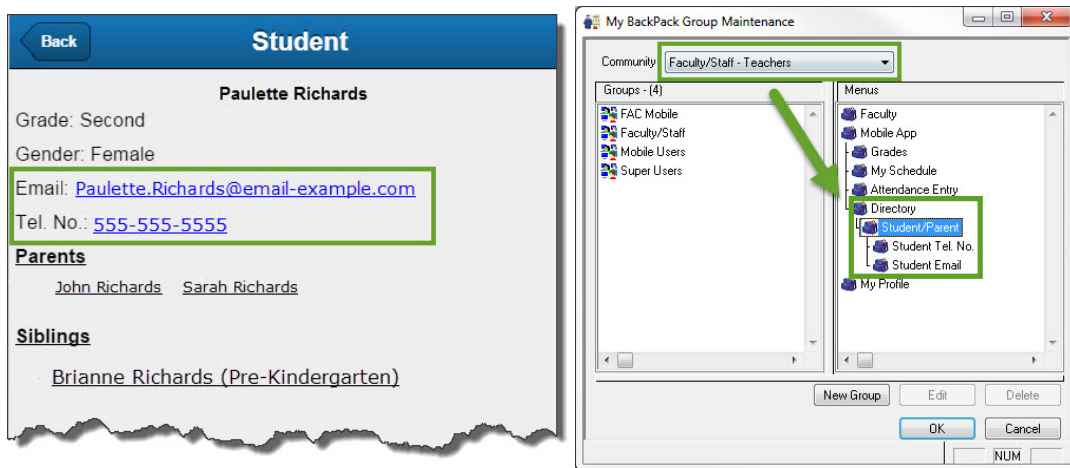


## Advantage Mobile App

**Mobile App Update** - A new version of the Advantage mobile app is available for Apple devices (as of December 27 2014). Beginning February 15, the App Store has new requirements for 64-bit support and iOS8 SDK. The app was updated to support these requirements for longevity. While users may be prompted to update their version of the app (depending on device settings), the update is not critical and can be downloaded at the users' convenience.

**Student Details** - The student details page in the mobile app can now show student email and phone number fields. Tap the email address and phone number fields to contact the student directly - a very useful feature, especially for boarding or extended day programs. These options are controlled by security keys, which can be granted to parents, faculty, and/or students.

**NOTE:** This information will NOT be published automatically, and will require manual adjustment to security keys before it can be seen.

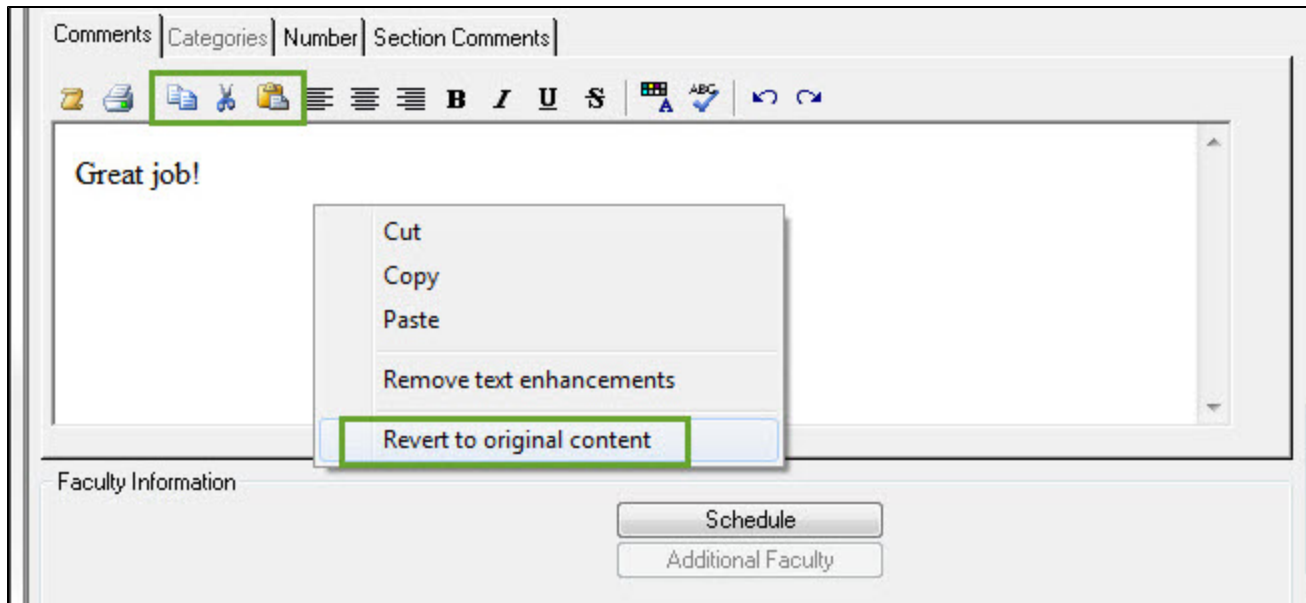


**Class Names in Attendance Drop-down** - The drop down class selection menu for Class and Daily Attendance screens now shows the class name and short description (up to the maximum amount of space available on the mobile device). Previously only class name was available.

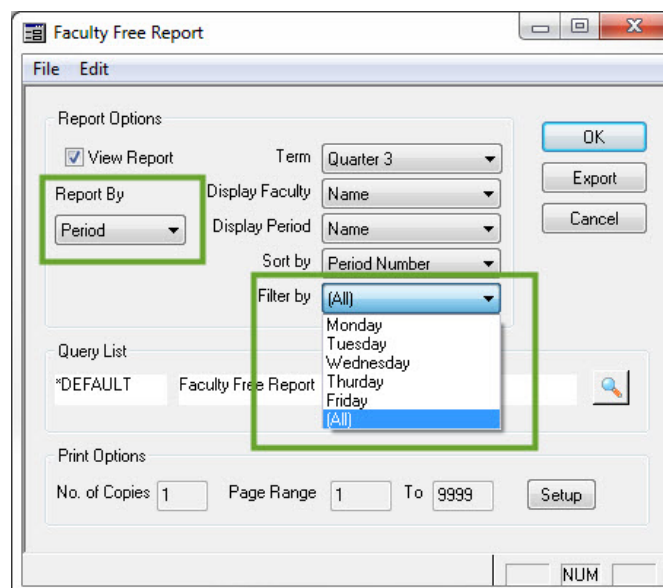
**Changing Attendance Records** - The Mobile App now allows you to change attendance records after they have already been taken. For example, if a student was marked as **Absent**, but then arrives to class, this student's record can now be changed from **Absent** to **Tardy**.

## Academic Office Enhancements

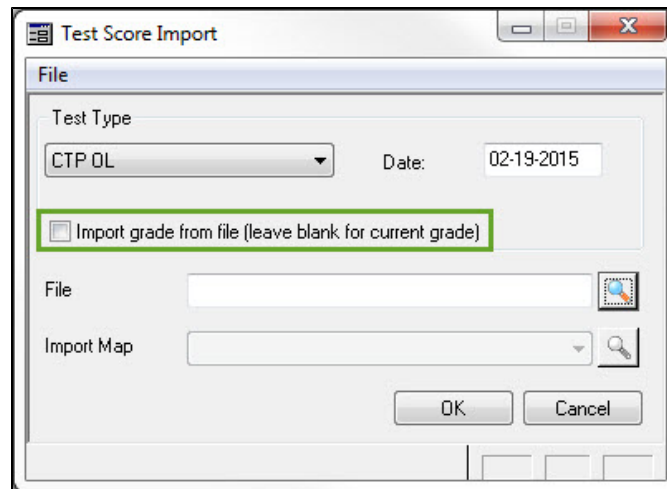
**Comment Approval by Section** - The **Copy**, **Cut**, **Paste**, and **Revert to original content** buttons in the **Comment Approval by Section** screen in Registrar have been enhanced for better performance and more consistent behavior.



**Faculty Free Report** - The **Faculty Free Report** in Registrar has a new **Report By** option. You can select to report by **Period** or **Weekday**, then use the new **Filter by** drop-down menu to select the period or day. This option allows you to target a specific set of data. You can still see all periods or days with the **(All)** filter option.



**CTP OL Test Score Import** - The CTP OL test score import has been updated to accept student grade level from the import file provided by the testing company. This is helpful in cases where students took the test while in a previous grade. To pull the student's grade level from the test score import file, select the new option to **Import grade from file**. If this option is not selected, the system will use the student's current grade level by default.



The screenshot shows a window titled "Test Score Import" with a "File" tab. Inside the window, there is a "Test Type" dropdown menu set to "CTP OL" and a "Date" field set to "02-19-2015". Below these, there is a checkbox labeled "Import grade from file (leave blank for current grade)" which is currently unchecked. Underneath the checkbox, there is a "File" text field and an "Import Map" dropdown menu. At the bottom of the window, there are "OK" and "Cancel" buttons.

## Business Office Enhancements

**Budget Worksheet Report Enhancement** - When you run this report and select **Exclude Zero Balances and Budgets**, you will notice a new option to **Include accounts with this year budgets**. The Exclude option is particularly useful when using custom budget worksheet reports. You can avoid cluttering your report with accounts that have zero balances and budgets. However, when running monthly reports during the year, you may want to include accounts that have been assigned a budget amount starting in future months even though they currently have zero balances and budgets. Using the new sub-option, you can include all accounts that constitute your total annual budget.

The screenshot shows the 'Budget Worksheet Report' dialog box. The 'Options' tab is active. In the 'Format Options' section, 'Include report print date' and 'Include page numbers' are checked. In the 'Other Options' section, 'Include account numbers' is checked. A green box highlights the 'Exclude Zero Balances and Budgets' option, which is checked, and the 'Include accounts with this year budgets' sub-option, which is also checked.

**CVV Option for Online Payments** - A new preference allows you to optionally capture CVV for online credit card payments. Capturing CVV numbers is not necessarily a requirement for online payments but it can add an extra layer of protection against fraudulent use of credit cards. The new setting gives you the flexibility to decide for yourself whether or not you want to capture CVV numbers for credit card payments.

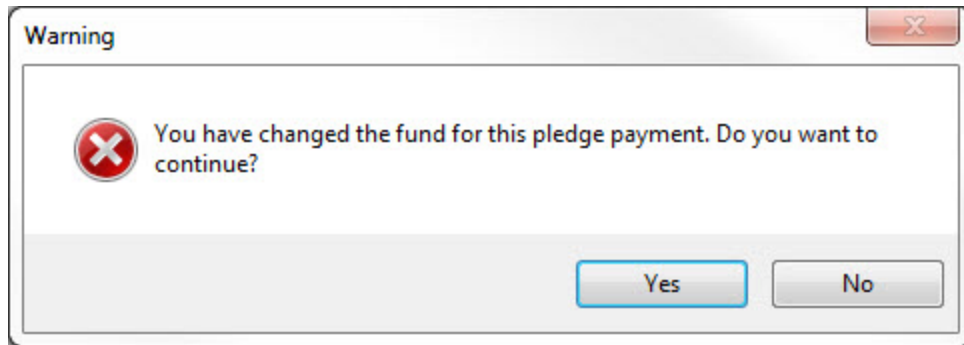
The new My Backpack preference is available in System Administration (under **My Backpack > Preferences**). It is only available to the schema owner. The setting applies to all types of online payments made through My Backpack. By default, the preference is not enabled. You do not have to make any changes if you simply want online payments to continue to work as-is, without requiring CVV.

System Preferences		
App	Description	Value
SU	Require and display CVV for all online credit card payments? (Y/N)	Y
SU	Specify the time in minutes that can elapse while a session is idle before it is terminated.	120
SU	Use new Broadcast Email Task Scheduler	Y

## Alumni/Development Enhancements

---

**Warning When Changing Funds in Payment Posting** - If the default fund is changed on the Payment Posting screen, a new warning message appears that notifies you that the fund has been changed.

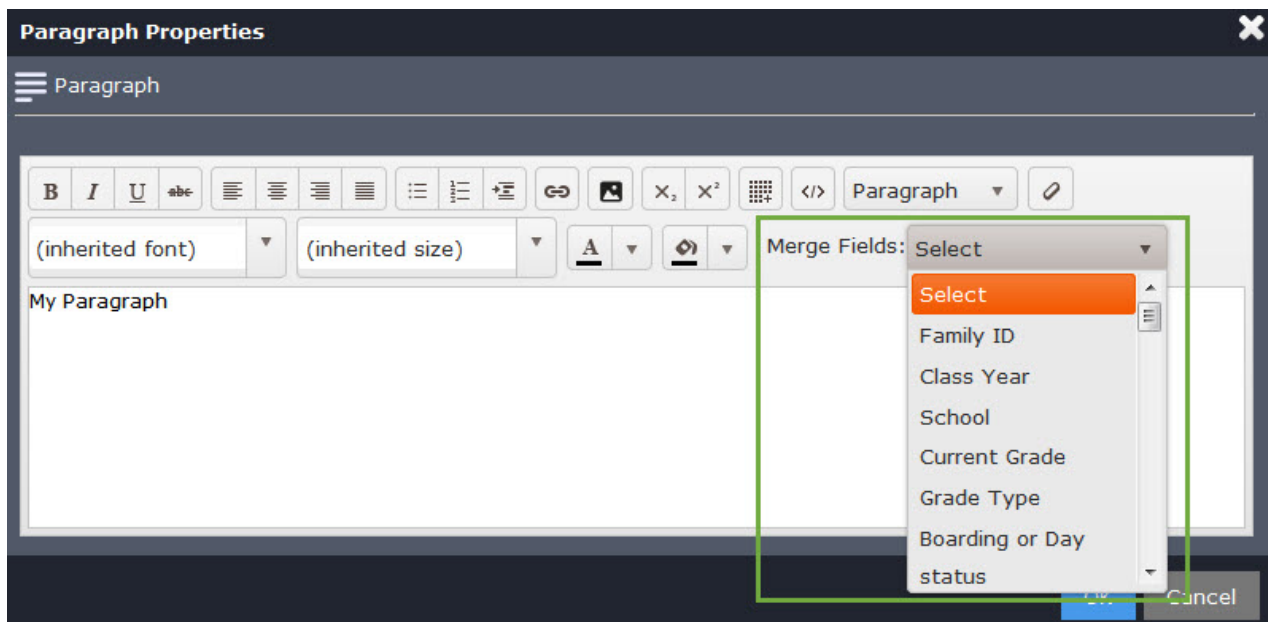


## FormBuilder Enhancements

Release 92\_7 included the launch of a brand new product: the FormBuilder. Over the last few months, we have added multiple enhancements to the FormBuilder based on early customer feedback. If you are interested in learning more about the FormBuilder, please contact your sales representative or [Sales@Senior-Systems.com](mailto:Sales@Senior-Systems.com). If you currently use the FormBuilder, read on for a comprehensive list of new features you'll see in 92\_8!

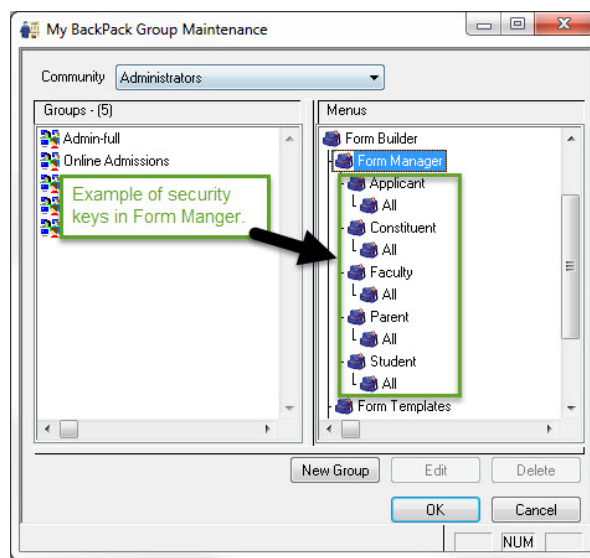
**Fields can be Pre-filled with Current Values** - When you associate fields on a form with database fields, now when the form recipient sees their form, the fields will be pre-filled with the current value of that field. This is very helpful for users because it minimizes the need to re-enter data (potentially mistyping or entering incorrect information). Users can simply go to the My Forms area and quickly review their information, and correct or update faulty information before submitting a form.

**New Paragraph WYSIWYG Editor** - We are excited to announce our new and improved paragraph tool for the FormBuilder. This new paragraph tool, with a totally new WYSIWYG editor, includes many new features, including a more user-friendly UI and the ability to insert merge fields into paragraph text. The merge fields available to you depend on the type of form that you are building (for example, for student forms you will see student-type merge fields, or for constituent forms you will see constituent-type merge fields).

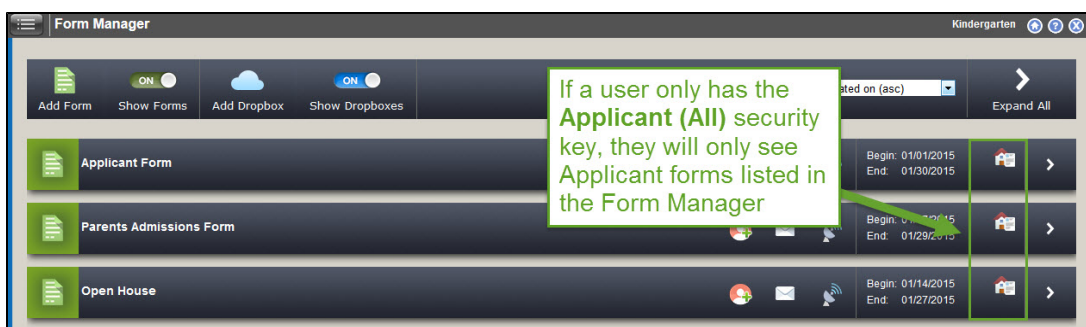


**Security on Form Types** - New security keys have been added to the **Administrators** area in System Administration under the **Form Builder > Form Manger/Form Templates/Email Templates/Archive/Forms Page Setup** security keys. These new security keys allow admin users to give very granular permissions to users to create individual form types. These keys will have an additional **All** security key beneath them which gives the user the ability to see all forms created by themselves AND other users. If they do not have the **All** security key, the user can only see his or her own forms (forms he or she created).

**NOTE:** If your school currently has version 92\_7 of FormBuilder installed, this might be a good time to review these permissions. You may want to make changes to your security groups with the new security features.



These security keys give or take away access to different types of forms. For example, if a user only has the **Applicant (All)** security, that user will only be able to create new applicant-type forms and will only see applicant-type forms in the Form Manager area. Further, if the user only has the **Applicant** security without the **All** key, the user will only see Applicant forms that he or she created, and will not see Applicant forms that others created.



**Number Field Enhancement** - The Number field can now be associated with a Custom field, for forms that update database fields. The number of custom fields available depends on the type of form you are working with and your school's individual configuration.

**New Randomize Option** - A new randomize option has been added for multiple choice and check box options. When this option is selected, it makes the multiple choice and/or check box options in the My Forms area appear at random.

**Multiple Choice Properties**

Multiple Choice

Is required: ☒

Prompt: Multiple Choice

Randomize: ☒

Order	Display Text	Value In Database	
0	Option 0	0	Remove
1	Option 1	1	Remove
2	Option 2	2	Remove

Add

OK Cancel

**Reorganized Tools** - Form tools with similar functions have been grouped together to help you distinguish between the groups more easily.

Save Save As

Line Paragraph

Simple Text Title

Check Boxes Date

Drop Down Email

Multi-Line Text Multiple Choice

123 Number Phone

Signature Text Box

Time Website

Address Full Name

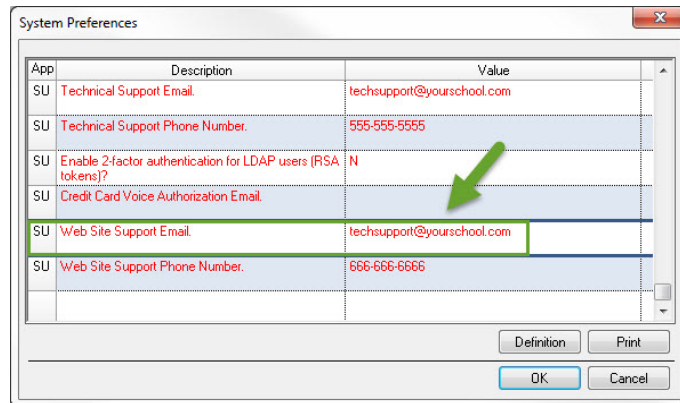
Form Preview PDF Preview

Title, Line, Paragraph, Simple Text

Check Box, Date, Drop Down, Email, Multi-Line Text, Multiple Choice, Number, Phone, Signature, Text Box, Time, Website

Address, Full Name

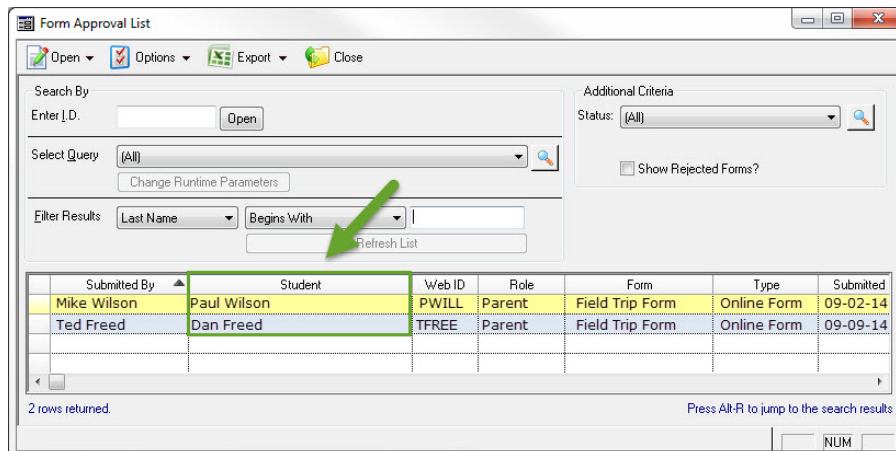
**Contact Person Behavior** - In a form's settings, you can define a specific email address as the "Contact Person" for that form. If this is not defined, the "Contact Person" link now defaults to the general My Backpack Technical Support email address (as defined in My Backpack Preferences).



App	Description	Value
SU	Technical Support Email.	techsupport@yourschool.com
SU	Technical Support Phone Number.	555-555-5555
SU	Enable 2-factor authentication for LDAP users (RSA tokens)?	N
SU	Credit Card Voice Authorization Email.	
SU	Web Site Support Email.	techsupport@yourschool.com
SU	Web Site Support Phone Number.	666-666-6666

Buttons: Definition, Print, OK, Cancel

**Advantage Approval Screen Enhancement** - The Form Approval List found in Advantage has a new **Student** name column in the Registrar and Summer School applications, and a new **Applicant** name column in the Admissions application. With this enhancement, you can see at a glance which student a form is associated with if a parent or other guardian submitted a form on the student's behalf, without opening the form for a detailed view of the submission.



Form Approval List

Search By: Enter I.D. [ ] Open

Select Query: [All] Change Runtime Parameters

Filter Results: Last Name [ ] Begins With [ ] Refresh List

Additional Criteria: Status: [All] Show Rejected Forms? [ ]

Submitted By	Student	Web ID	Role	Form	Type	Submitted
Mike Wilson	Paul Wilson	PWILL	Parent	Field Trip Form	Online Form	09-02-14
Ted Freed	Dan Freed	TFREE	Parent	Field Trip Form	Online Form	09-09-14

2 rows returned. Press Alt-R to jump to the search results

NUM [ ]