



# Ascendance Release Bulletin

January 6, 2017

**In this bulletin...**

**Contents**

<b>Accounts Payable / Receivable .....</b>	<b>2</b>
Issues Fixed .....	2
<b>Registrar .....</b>	<b>3</b>
Academic History .....	3
Dean’s Office .....	3
<b>Web Services .....</b>	<b>5</b>
<b>Security .....</b>	<b>5</b>

### About Release 93\_3 for Ascendance

Contact [Support@senior-systems.com](mailto:Support@senior-systems.com) if you have any questions about any of these new features.

**Note:** In addition, .NET 4.5 must be installed on servers hosting FormBuilder.

**Accounts Payable / Receivable**

To accommodate individual bank preferences, we have expanded the values of three of the fields used to create ACH/EFT files. The screen shot below displays all available values for each field.

The screenshot shows the 'Bank Account Detail' window with the following fields and options:

- Routing/ABA No.**: Text input field.
- EFT Code**: Text input field.
- Company ID. Prefix**: Dropdown menu with options: 0-User Defined, 1-EIN, 2-User Defined, 3-DUNS, 4-User Defined, 5-User Defined, 6-User Defined, 7-User Defined, 8-User Defined, 9-User Defined, (None).
- ACH Company ID**: Text input field.
- Entry Description**: Text input field.
- Header Record Ref.**: Text input field.
- Entry Class Code**: Dropdown menu with options: PPD, CCD, CTX.
- Immediate Origin**:
  - Routing No. Prefix**: Dropdown menu with options: 0, 1, 2, 3, 4, 5, 6, 7, 8, 9, (None).
  - Transit/Routing No.**: Radio button (selected).
  - Other Routing No.**: Radio button.
- Create Offset Transaction**: Check box (unchecked).
- Control Record Inform**: Table with 5 rows and 3 columns: No., Control String, Default.

No.	Control String	Default
1		<input type="checkbox"/>
2		<input type="checkbox"/>
3		<input type="checkbox"/>
4		<input type="checkbox"/>
5		<input type="checkbox"/>

**Issues Fixed**

Fixed an issue where some users experienced a problem with Pending Cash Receipts batches not being listed in batch number order.

---

## Registrar

### Academic History

A new import map was added for the ACT - ASPIRE test. The map import scores for each test type listed below, plus a Composite. Each test type includes a Test Date, National Percentile and a Readiness Level.

- English
- Mathematics
- Reading
- Science
- Writing
- Composite score

---

NOTE: The Readiness Level is stored in the **Score Types Comments** field.

---

### Dean's Office

We have added a **Set Time Zone** button on a Student Schedule and on a Faculty / Staff Schedule under the "Find - Student or Faculty / Staff" functions. Clicking this button opens a window that allows the user to select their time zone from a list of values. Setting the time zone here also updates "What is the School Time Zone?" in the global system preferences. These features are only visible for the schema owner. See the screen shots below.

Scheduling Grading Faculty/Staff Sched/Roster S/P Mailing Your Reports

Find Student Search

Open Options Close

Student Schedule - ( )

Date

Marking Period **Quarter 2**

Daily Attendance

Time	Period	Section ID	Name	Room
7:55 - 7:55	9		FREE TIME	
8:00 - 8:55	2	4		
9:10 - 10:20	3			
10:35 - 11:30	4			
11:45 - 0:55	5			
12:20 - 1:30	6			
1:45 - 2:55	1			
2:55 - 3:20	Common P			

Select Location Time Zone

Select the appropriate time zone for your location:

- US/Eastern
- Asia/Seoul
- Canada/Atlantic
- Canada/Central
- Canada/Eastern
- Canada/East-Saskatchewan
- Canada/Mountain
- Canada/Newfoundland
- Canada/Pacific
- Canada/Saskatchewan
- Canada/Yukon
- US/Alaska
- US/Aleutian
- US/Arizona
- US/Central
- US/Eastern
- US/East-Indiana
- US/Hawaii
- US/Indiana-Starke
- US/Michigan
- US/Mountain
- US/Pacific
- US/Pacific-New
- US/Samoa

Set Time Zone

814 rows returned.

Schools	Terms	Marking Per.	Grade Entry	Enrollment	Acad. Grades	Comments
Misc. Grade	Calendar	Periods	GPAs	Scheduler	Checklist	Preferences
Search for: <input type="text"/>						
App	Description	Value				
*	What is the School Time Zone	US/Mountain				
Application: (All Applications) <input type="button" value="Definition"/> <input type="button" value="Print"/>						
NOTE: Preferences are valid across all academic years and schools.						<input type="button" value="OK"/> <input type="button" value="Cancel"/> <input type="button" value="Print"/>

## Web Services

The following Student Account fields are now available in Web Services:

- StudentTelephoneNumber
- DormExtension
- DormGender
- DormHead
- DormID
- DormName
- DormParentFacultyID
- DormParentFacultyName
- DormPhoneJackNo
- DormRoom
- Roommates

## Security

To ensure security in MyBackPack for our users, Ascendance supports the following browsers:

- Microsoft Internet Explorer version 11 and higher
- Mozilla Firefox version 27 and higher
- Google Chrome version 30 and higher
- Opera version 17 and higher
- Apple Safari version 7 and higher



# My BackPack Release Bulletin

January 6, 2017

## In this bulletin...

### Contents

<b>Admin Community</b> .....	<b>2</b>
Admissions.....	2
Broadcast messages .....	2
<b>Student/Parent Community</b> .....	<b>4</b>
Student/Parent Directory .....	4
Faculty Community.....	5
Summer/Program Registration Setup .....	8
<b>Security</b> .....	<b>8</b>

### About Release 93\_3 for My BackPack

Contact [Support@senior-systems.com](mailto:Support@senior-systems.com) if you have any questions about any of these new features.

**Note:** In addition, .NET 4.5 must be installed on servers hosting FormBuilder.

## Admin Community

### Admissions

The **Inquiry Form** in Online Admissions Setup now has an option to "Show MBP Login Link." See the screen shots below.

The screenshot shows the 'Online Admissions Setup' interface. It has a navigation bar with 'Online Inquiry', 'Documents', 'Checklists', and 'Online Payment'. Under 'Online Inquiry', there are two checked options: 'Allow Online Inquiries' and 'Show MBP Login Link'. Below these, there are two dropdown menus for 'Inquiring For Year' with values '2017' and '2024'. Underneath, it shows 'School Year: 2017-2018' and '2024-2025'.

The screenshot shows the 'Admissions Inquiry Form'. It starts with the text 'Do you already have a login? Click [here](#) to login.' Below this is a section titled 'Student Information' with a horizontal line. To the right of the form, there are labels for 'School Applying To:', 'Student First Name:', and 'Student Middle Name:', each with a red asterisk indicating a required field.


### Broadcast Messages

- The Broadcast Email menu in My Backpack has been changed to Broadcast Messages with the addition of SMS text messaging functionality. This feature provides an additional method of communication, to send out quick alerts, arrival notifications, appointment reminders, and more. Powered by global technology company Twilio (who also power Uber and Airbnb), the SMS text messaging option allows you to send messages right to user's phones across any carrier. See the screen shots below.

If you wish to use the new SMS text messaging functionality, you will need to purchase this feature. Contact [Sales](#) for more information at: 1-888-480-0102, Option 2, or send an email to [sales@senior-systems.com](mailto:sales@senior-systems.com).

**Home**

<p><b>My Students</b> View Attendance View Students</p>	<p><b>My Classes</b> Class Attendance Recommendations My Schedule</p>	<p><b>My Reports</b> Class Roster Grade Entry Sheet Progress Gradebook Student Schedule</p>	<p><b>My Forms/Documents</b> Admissions Inquiry Admissions Applications</p>	<p><b>Search</b> Student Directory (for Faculty)</p>
<p><b>Broadcast Messages</b> Broadcast Email Templates Send Broadcast Email Scheduled Messages Tasks</p>		<p><b>Form Builder</b> Form Manager Form Templates Email Templates Forms Page Setup Archive</p>		



**Student/Parent**

**Step 1: Select Recipients for Text Messages**

**Basic** | **Advanced** | **Online Billing**

Please select your recipients using the options below. Note that any options selected on advanced tab will be ignored.

**Student Selection Options**

Select schools/grades in the   Show Grades

Lower School  Middle School

Current Year  Next Year

**\* Select student groups to include**

Current Athletics  Current Extended Day  Current Leadership  Current Sci Enrich  Current Summer  
 Graduate  Past Athletics  Past Extended Day  Past Leadership  Past Sci Enrich  
 Past Summer  Student  Withdrawn

Current Year  Next Year

Exclude Students with Admissions Year of

Select additional options

Select enrollment statuses

Only include student with a published document.

**Recipient Selection Options**

**\* Select Text Message recipients**

Students  Primary Parents  Secondary Parents  Additional Contacts

Please note that the following options are not applicable to student recipients.

Only include addresses marked as 'Send Contract'

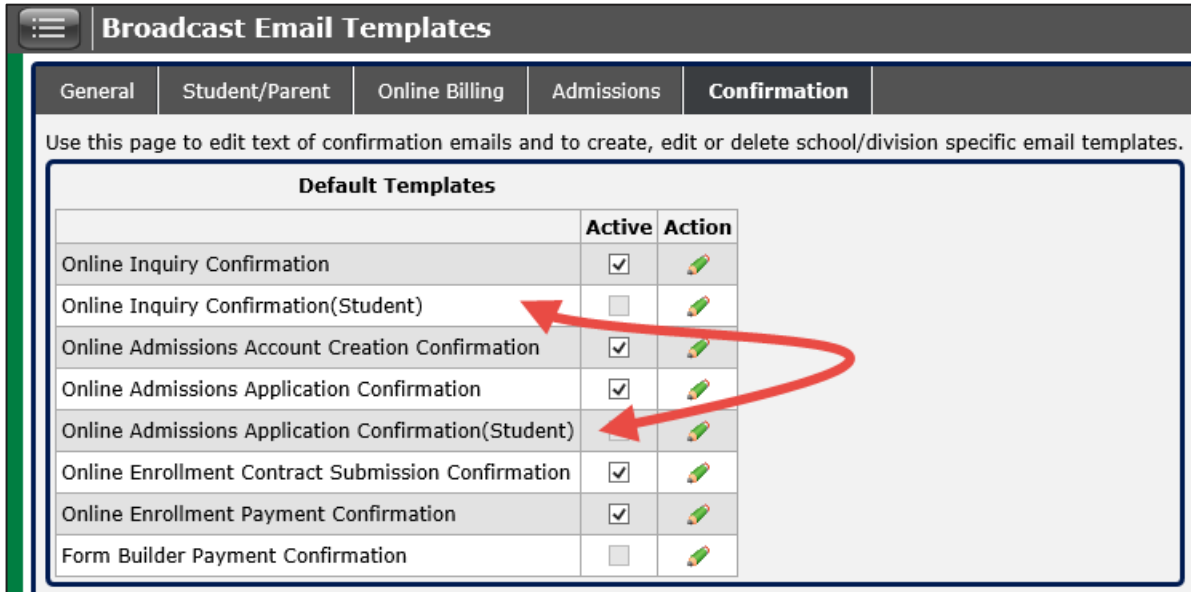
Select text message type

Select parent type

For families with multiple children, generate



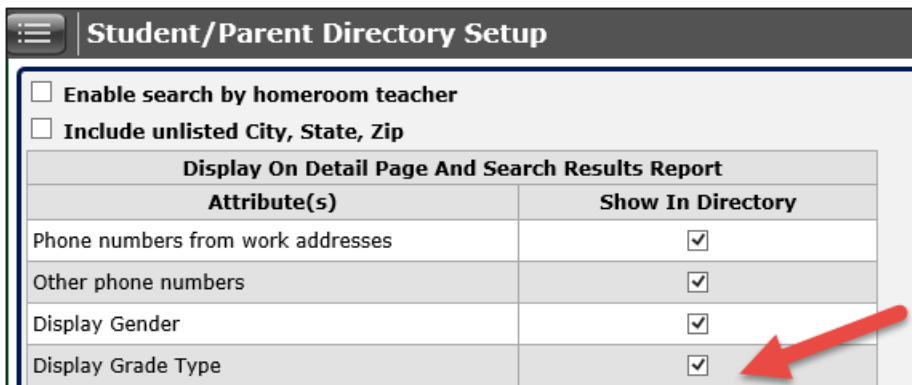
- In Broadcast Email Templates, two new **Confirmation templates** were added. These are: "Online Inquiry Confirmation (Student)," and "Online Admissions Application Confirmation (Student)." No confirmation email for student is sent by default (**Active** checkbox is not checked). See the screen shot below.



## Student/Parent Community

### Student/Parent Directory

- The **Parents** view of the Student now includes an **Activities** section. This is similar to the Faculty Student Directory view.
- A **Display Grade Type** option has been added to the Student/Parent Directory Setup. If selected, the Grade Type column will appear in the grid. See the screen shot below.



## Faculty Community

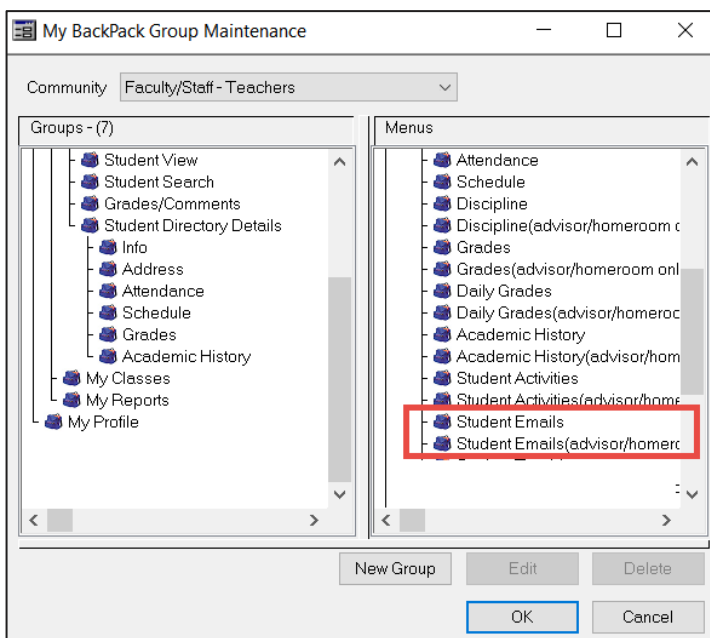
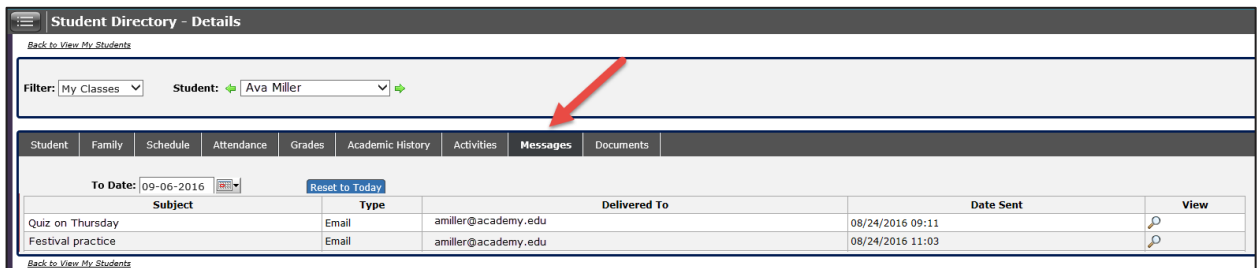
- The **Email My Classes** menu in My BackPack has been changed to **Message My Classes** with the addition of the new Short Message Service (text messaging) option. This allows Faculty members to view messages sent to a Student that have been generated using the broadcast message functions (Broadcast Messages or Message My Classes). The Messages page includes a date filter, so you can view messages within a range of dates.

NOTE: A filter for email and text is available if the SMS option has been purchased.

Contact [Sales](#) for more information about this feature at:

1-888-480-0102, Option 2, or send an email to [sales@senior-systems.com](mailto:sales@senior-systems.com).

To enable the **Messages** tab, there are new security keys under *Faculty > My Students > Student Directory Details*. See the screen shots below.



- An option to Display Student Email has been added to the Student/Parent Directory Setup. The **Display Dorm and Advisor** option has been separated into two options: **Display Dorm**, and **Display Advisor**.

The information displayed in *Student/Parent Directory Search > Student Detail* will reflect the selected options.

**NOTE:** Selecting the **Display Dorm** option in the Student/Parent Directory Setup will also add a **Dorm Name** search parameter in the Student/Parent Directory Search.

See the screen shots below.

☰
Student Detail

## Ava Miller



**Class Of:** 2019  
**Gender:** Female  
**Grade:** 10  
**Email:** amiller@academy.edu

Mrs Ca  
 6213 E  
 Bowie,  
**Teleph**  
**Work (**  
**Mothe**

<b>Dorm Building</b> -- Harwood Hall	
Room	230
Phone	518-302-4253
Parent	Ms. Carla Hill
<b>Advisor</b>	
Name	Mrs Susan Rathers

### Student/Parent Directory Setup

Enable search by homeroom teacher  
 Include unlisted City, State, Zip

Display On Detail Page And Search Results Report	
Attribute(s)	Show In Directory
Phone numbers from work addresses	<input checked="" type="checkbox"/>
Other phone numbers	<input checked="" type="checkbox"/>
Display Gender	<input checked="" type="checkbox"/>
Display Grade Type	<input checked="" type="checkbox"/>

Display On Detail Page	
Attribute(s)	Show In Directory
Student name format	First Last, Suffix
Include preferred name in student name	<input checked="" type="checkbox"/>
Display student portrait	<input checked="" type="checkbox"/>
Display dorm	<input checked="" type="checkbox"/>
Display advisor	<input checked="" type="checkbox"/>
Display student email	<input checked="" type="checkbox"/>

Display In Search Results Report	
Attribute(s)	Show In Directory
Student name format	Last, First
Include preferred name in student name	<input checked="" type="checkbox"/>
Annotate student with siblings using '*'	<input type="checkbox"/>

### Search Student/Parent Directory

Search for: Student

Student Last Name:	<input type="text"/>	Parent Last Name:	<input type="text"/>
Student First Name:	<input type="text"/>	Parent First Name:	<input type="text"/>
Grade:	ALL	City:	<input type="text"/>
GradeType:	ALL	State:	ALL
Class Year:	<input type="text"/>	Zip Code:	<input type="text"/>
School:	ALL	Country:	ALL
Gender:	ALL	Display:	20
Homeroom Teacher:	ALL		
Dorm Name:	<input type="text"/>		

## Summer/Program Registration Setup

A **Days Of Week** option has been added to Course Columns. If selected, Parents will be able to see the days of the week they have registered for in the Course List section. See the screen shots below.

**Summer/Program Registration Setup**

Documents Options Online Payment

**Options**

School: Summer

**Enrollment Maximum Behavior:**

Use only Approved Registrations when calculating the max registration limit.

(not yet submitted) when calculating the max registration limit.

(not yet submitted) when calculating the max registration limit.

**Course Columns:**

Field	Label	Format
<input checked="" type="checkbox"/> Meeting From/To Dates	From/To Dates	
<input checked="" type="checkbox"/> Meeting From/To Times	From/To Times	
<input checked="" type="checkbox"/> Course Web Name	Course Name	
<input checked="" type="checkbox"/> Faculty Name	Teacher	First Last, Suffix
<input checked="" type="checkbox"/> Room/Location	Room	Room Name
<input checked="" type="checkbox"/> Fee Amount	Fee	
<input checked="" type="checkbox"/> Session	Session	
<input checked="" type="checkbox"/> Days Of Week	Days Of Week	

Date of Birth Birthdate

Age (as of Summer Date) Age

Down

**Smith, Jacob**  
 School: Extended Day  
 Grade: 1  
 Gender: Male

View/Print Registration

**Approved**  
 Submit Date: 7/21/2015

Course Name	Meeting From/To Dates	Meeting From/To Times	Fee	Days Of Week
Extended Day-11:30-3:15 pm	September 06 - June 15	11:30 AM - 3:15 PM	\$0.00	M, W, F

## Security

To ensure security in My Backpack for our users, Ascendance supports the following browsers:

- Microsoft Internet Explorer version 11 and higher
- Mozilla Firefox version 27 and higher
- Google Chrome version 30 and higher
- Opera version 17 and higher
- Apple Safari version 7 and higher